

OPT-60 / OPT-60 SMART - SHARPENING MACHINE FOR BAND SAW BLADES

We are pleased to offer the **FENES OPT-60 band saw tooth sharpener**. The machine works in automatic mode. Changes in the parameters of the tooth are made manually, while the sharpening process itself is automatic. Sharpening is done with a CBN grinding wheel (diameter 203 mm) adapted to the shape of the tooth. As a result, the time needed to set the tooth parameters was significantly reduced. This type of grinding wheel also guarantees very high sharpening quality.

The machine is equipped with a deburrer that effectively cleans the edges of the saw from sharp material burrs. Smoothly adjustable speed (inverter) allows precise and optimal setting of the machine to obtain the best quality sharpening. The machine is equipped with a grinding wheel cooling system (we recommend the use of ACP-2E non-emulsifying oil for machining). The use of a cycle counter allows the operator to set the desired number of cycles after which the machine will stop by itself. This allows the operator to carry out other operations (e.g. tooth setting) during this time. All this makes it possible for the sharpeners of the OPT-60 series to significantly reduce the cost of reconditioning band saw blades while improving the quality of cutting.


index 2900-000-001-006

OPT-60



index 2900-000-001-161

OPT-60 SMART

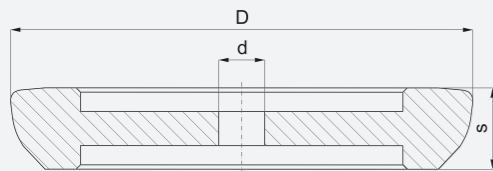


Equipment and parameters:	OPT-60	OPT-60 SMART
CBN wheel	203 mm	203 mm
Band saw blade width	32÷60 mm	32÷60 mm
Band saw blade length	2400 - 6000 mm	2400 - 6000 mm
Pitch of sharpened teeth	22,2 mm	22,2 mm
Single sharpening cycle for 4000 mm blade	2,5 min (with max. speed)	3,5 min
Deburring plate	+	+
Arms adjustment	+	+
CBN wheel cooling	+	+
Cycle counter	+	option
Cover	+	option
Variable speed (inverter)	+	-



SZLIF BORAZON CBN WHEEL FOR BAND SAW BLADES SHARPENING (recommended for machines of OPT-60 series)

Tooth type	Wheel dimen [DxSxd]	Y [°]	t [mm]	index 2842-
Standard	203x23x32	10	22,2	-203-000-320
For soft wood	203x23x32	10	22,2	-203-000-321



FENES S.A. *Cantoni* GROUP

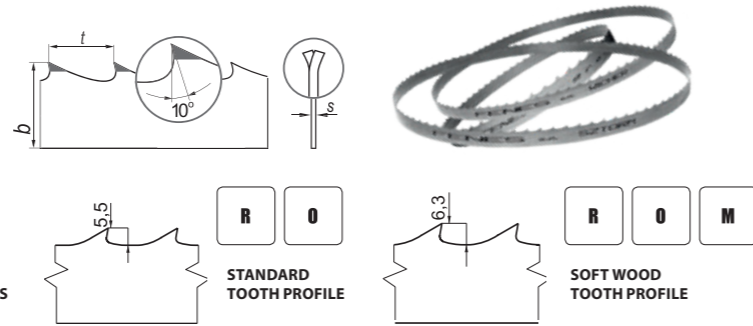


BAND SAW BLADES FOR WOOD & MAINTENANCE EQUIPMENT

BAND SAW BLADES FOR WOOD

LEGEND

R	SET SAW BLADE	H	HARDENED SAW BLADE	bZ	NON-TOOTHED SAW BLADE
O	SHARPENED SAW BLADE	M	TOOTH PROFILE FOR SOFT WOOD	T	TOOTH PROFILE FOR HARDWOOD (APPLIES TO PASAT BLADES)



GROM band saw blade for wood (bi-metal)



R	O	H	ADDITIONAL OPTIONS	M
----------	----------	----------	--------------------	----------

Time of saw operation:
ca. 3 hours operation + 12 hours of rest = first sharpening
Recommended tension: 170 - 175 MPa
Application scope: soft wood (optional), medium wood (possible to use), hard wood (recommended)

bxs		t
inch	mm	
1-3/8x0.035	35x0,9	22,2
1-3/8x0.042	35x1,1	22,2
1-19/32x0.042	40x1,1	22,2
1-1/2x0.050	40x1,25	22,2
2x0.042	50x1,1	22,2

PASAT band saw blade for wood



R	O	ADDITIONAL OPTIONS	H	M	T	bZ
----------	----------	--------------------	----------	----------	----------	-----------

Time of saw operation:
ca. 1 hours operation + 12 hours of rest = first sharpening
Recommended tension: 100 - 120 MPa
Application scope: soft wood (recommended), medium wood (recommended), hard wood (recommended)

bxs		t
inch	mm	
13/32x0.025	10x0,6	6,3
19/32x0.028	15x0,7	6,3
3/4x0.028	20x0,7	8
1x0.028	25x0,7	8
1-3/16x0.032	30x0,8	10

PALLET CYCLONE band saw blade for pallet dismantling



Rp	VARI RAKER SET	M42	GRADE OF TOOTH MATERIAL
-----------	----------------	------------	-------------------------

bxs		TPI
inch	mm	
1-1/4x0.042	34x1,1	2/3 5/7 4/6
1-1/2x0.042	40x1,1	5/7 4/6
2x0.042	50x1,1	5/7 4/6

SZTORM band saw blade for wood



R	O	ADDITIONAL OPTIONS	H	M
----------	----------	--------------------	----------	----------

Time of saw operation:
ca. 1,5 hours operation + 12 hours of rest = first sharpening
Recommended tension: 160 - 165 MPa
Application scope: soft wood (optional), medium wood (recommended), hard wood (recommended)

bxs		t
inch	mm	
1-3/8x0.035	35x0,9	22,2
1-3/8x0.039	35x1,0	22,2
1-3/8x0.042	35x1,1	22,2
1-19/32x0.039	40x1,0	22,2
1-19/32x0.042	40x1,1	22,2
1-19/32x0.044	40x1,14	22,2
2x0.039	50x1,0	22,2
2x0.042	50x1,1	22,2

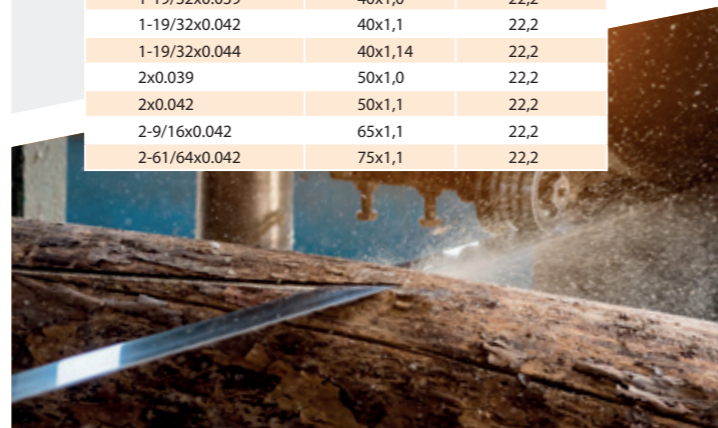
WICHER band saw blade for wood



R	O	ADDITIONAL OPTIONS	H	M
----------	----------	--------------------	----------	----------

Time of saw operation:
ca. 1 hours operation + 12 hours of rest = first sharpening
Recommended tension: 150 - 155 MPa
Application scope: soft wood (recommended), medium wood (possible to use), hard wood (optional)

bxs		t
inch	mm	
1-3/8x0.039	35x1,0	22,2
1-3/8x0.042	35x1,1	22,2
1-19/32x0.039	40x1,0	22,2
1-19/32x0.042	40x1,1	22,2
1-19/32x0.044	40x1,14	22,2
2x0.039	50x1,0	22,2
2x0.042	50x1,1	22,2
2-9/16x0.042	65x1,1	22,2
2-61/64x0.042	75x1,1	22,2



RPT-60 TOOTH SETTER FOR BAND SAW BLADES RPT-60A AUTOMATIC TOOTH SETTER FOR BAND SAW BLADES

Tooth setting is a very important operation in the maintenance of band saws. Proper and even setting guarantees good saw operation and appropriate quality of the sawn wood.

The design of the retractor is very simple and reliable. The advantage of the device is easy mounting and adjustment of the saw in the guides thanks to the use of a specially profiled pusher, smooth adjustment of lowering and lifting the saw.

The application of carbide cuboids inserts ensures the exact adjustment of the setting size. In addition, the carbide inserts, being resistant to abrasion provide setting repeatability. The pushing stick tip is also made with cemented carbide.

For the proper and safe support of the band saw during its setting, two adjusted tubular supports are included as the accessories.

RPT-60

It is opened manually by pulling the lever, which rotates the cam and clamps the jaws on the saw. Thanks of the use of a lever of an appropriate length, you do not need to use a lot of force. The worker can easily set the desired size and set the pusher in the right place to spread the teeth straight / left / right or left / right.

Main technical parameters

Band saw blade width: 20 ÷ 60 mm
Band saw blade thickness: 0,8 ÷ 1,25 mm
Teeth pitch: 19 ÷ 30 mm
Settings range: up to 1,0 mm on side
Setting accuracy: +/- 0,05 mm
Teeth height: 4 ÷ 10 mm
Dimensions: 600 x 600 x 1300 mm
Weight: 50 kg (without footing 27 kg)



RPT 60 WITH FOOTING
index 2900-000-002-19




RPT 60 WITHOUT FOOTING
index 2900-000-002-18

RPT-60A

The setting is carried out automatically, by setting the number of cycles on the digital display to unclamp the band saw, which causes the cam to rotate and clamp the jaws on the saw. The teeth are set by carbide plates mounted opposite to each other. The worker may simply adjust the desired setting size and by placing the pushing stick in the appropriate point – the teeth may be set straight/left/right.

Additional technical parameters

Band saw blade length: 6000 mm
Teeth pitch: 22,5 mm
Setting speed: 220 teeth / min.
Motor power: 0,25 kW / 390 V
Weight: 63 kg



RPT-60A
index 2900-000-002-24

Automatic module for saw setter MR-60

Installation of module MR-60 enables automatic band saw blade setting.



MR-60
index 2900-000-002-32

TPT-67 BAND SAW BLADE TENSION METER

The TPT-67 gauge is used to measure the tension of the band saw installed in the machine. The device is equipped with a manometer which shows the actual tension value expressed in MPa. The scale of the pressure gauge has color-coded fields that indicate the optimal tension ranges for cutting wood, metal or aluminum.

Setting the correct tension of the saw significantly improves the quality of the cut and extends the life of the band saw blade.

index 2900-000-000-000

